

## Membership profile 2019

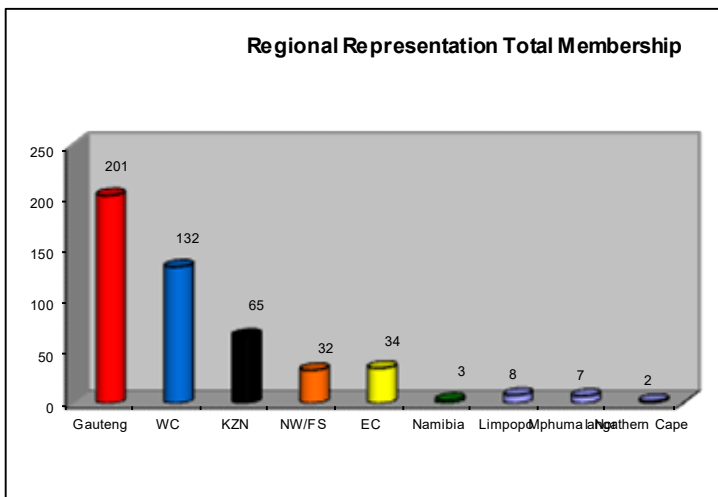
According to our database on 1 November 2019, we had 564 (546) members of which 377 (323) are Full members (recipients) and 187 (160) are Associate members (family, friends, professional persons). This is an increase of 18 members during the first 10 months of 2019. We are also proud to say that we have 50 life members. These are transplantees who have been members of SATSA for more than 10 consecutive years.

The Male/Female distribution indicates a 58% and 42% representation.

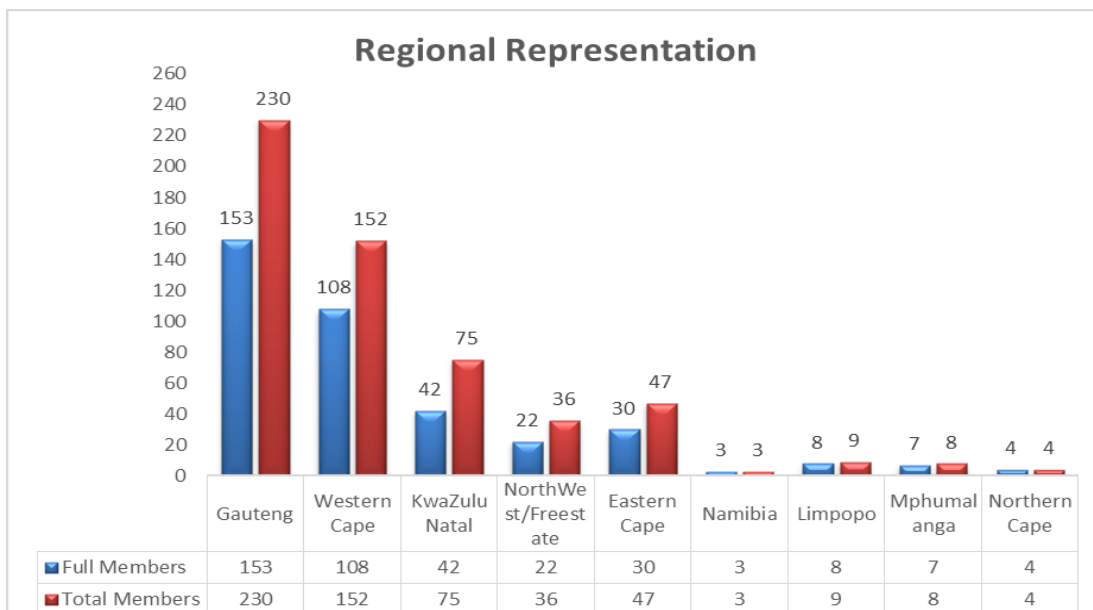
### 1. Regional representation:

With regard to membership per region, the following needs to be highlighted:

- Gauteng region has still the most members followed by WC

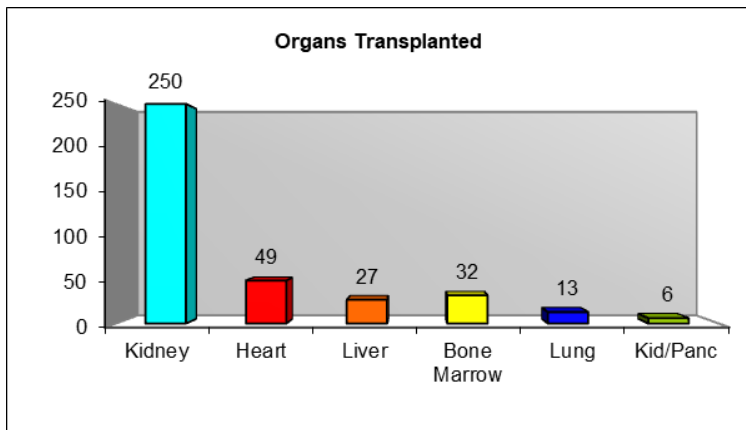


Gauteng: 247 (incl. Limp., Mphu)  
 WC: 156 (incl. Ncape)  
 KZN: 75  
 NW/FS: 36  
 EC: 47  
 Namibia: 3  
**Total: 564 (FM & AM)**



### 2. Organs transplanted:

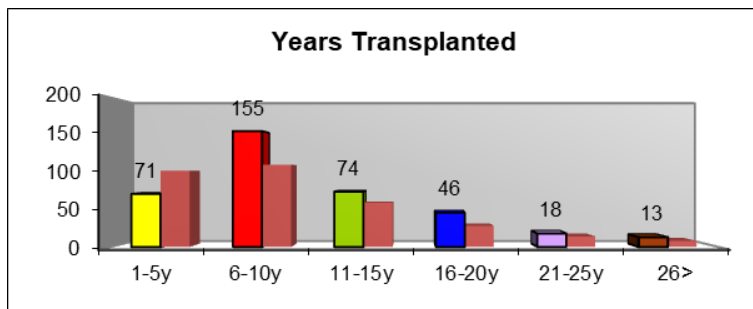
As in previous years, most of our members received kidney transplants with heart transplants in the second place.



Kidney: 250  
 Kidney & Pancreas: 6  
 Hearts: 49  
 Liver: 27  
 Lung: 13  
 Bone Marrow: 32  
**Total: 377**

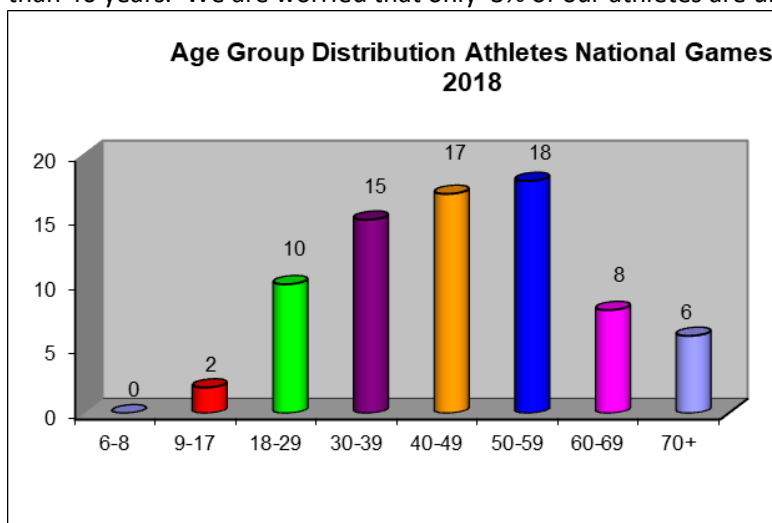
### 3. Years with successful transplant:

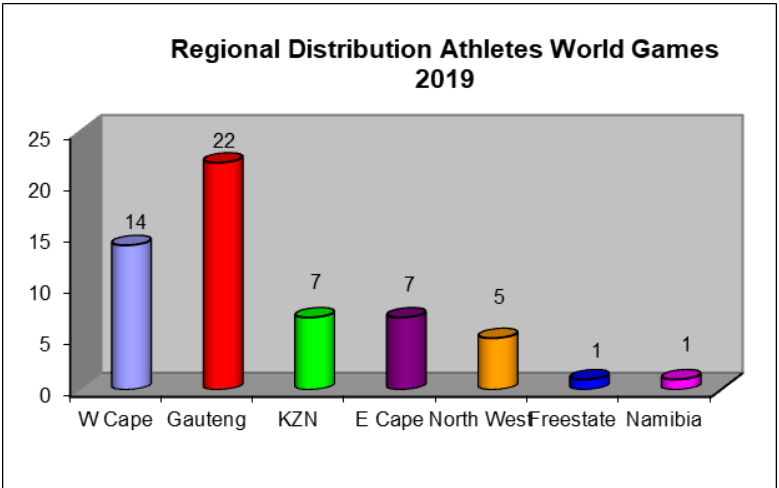
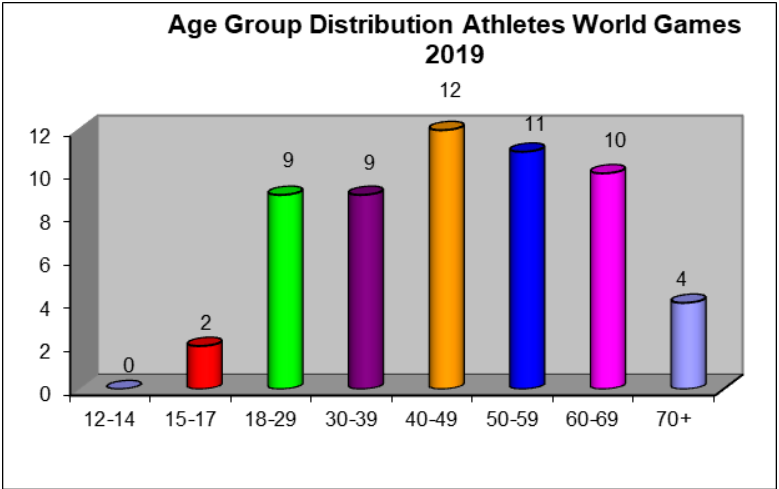
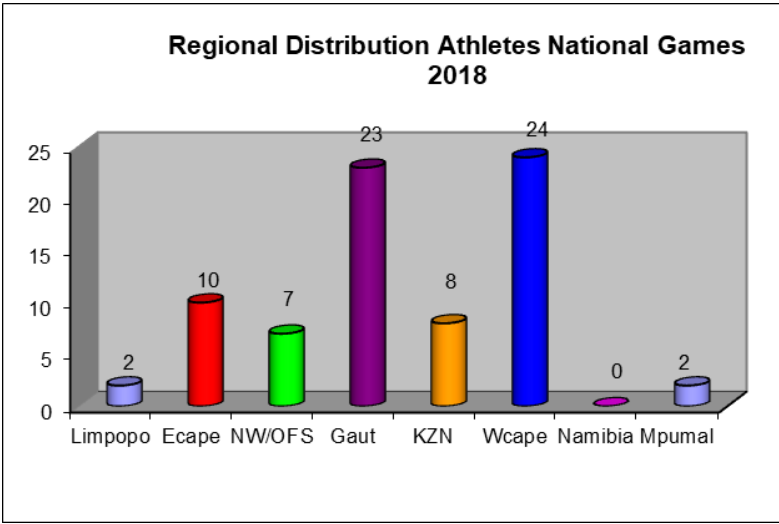
60% of our members had their transplants within the last 10 years while 40% have had their transplants more than 10 years. We have six athletes who had their transplants more than 30 years ago. Abdul Kathrada (40 years), Marianne van der Hoven (37 years), Harold Moore (37 years), Tanya Knell (37 years), Jacques Lambiotte (32 years) and Glen Spolander (32 years)!

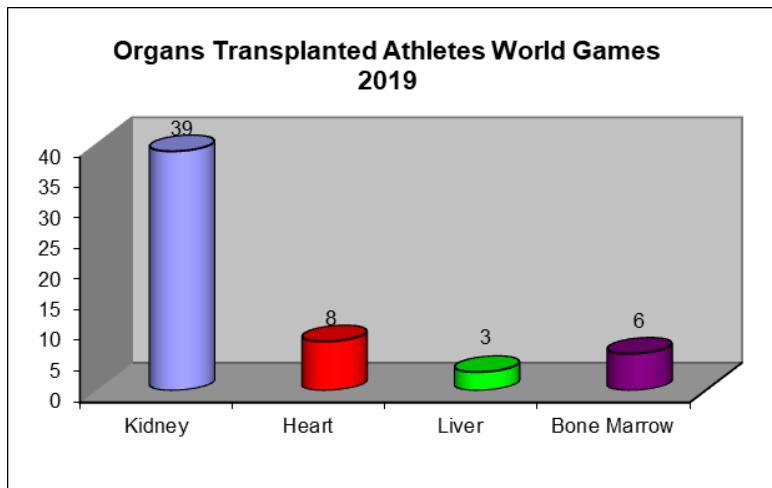


### 4. Age group distribution:

The age group distribution of athletes who participated in the 2018 National Transplant Games, indicate that most of our athletes are over 40 years (64%), while 36% of the athletes are younger than 40 years. We are worried that only 3% of our athletes are under the age of 18.







We have shown some very positive growth over the past few years.

We still have a lot to do and we need to recruit more athletes in all of our regions but we especially need to reach the young transplantees to join us.

We urge members to become part of the **“One-to-One” membership drive**. If each current member could encourage one other transplantee to become a member, we can double our membership and become one of the leading specific target multi-faceted sports organisations in South Africa.

We are proud of our transplanted members especially when we look at the performances of our athletes the past 20 years during World Transplant Games.

WTG		NO. ATHLETES	GOLD	SILVER	BRONZE	TOTAL MEDALS
1995	Manchester	26	7	8	17	32
1997	Sydney	23	5 (**x2)	2	6	13
1999	Budapest	16	8	5	4	17
2001	Kobe	11	1	6	6	13
2003	Nancy *	6	1	2		3
2005	London (CA)	14	6**	4	3	13
2007	Bangkok	22	5**	8	8	21
2009	Gold Coast	40	16	12	12	40
2011	Göteborg	47	17	17	14	48
2013	Durban	81	42**	33	33	108
2015	Mar del Plata	46	41**	24	24	89
2017	Malaga	52	35**	23	18	76
2019	Newcastle	57	22**	23	22	67

(\* = Influenced by SARS virus outbreak. \*\* = Included World Record/s)

***Eleven South African athletes hold eleven World Records & five Junior Records***

**HERMANN STEYN**  
**EXECUTIVE SECRETARY SATSA**  
**Tel: 021-851 9426 / Cell: 079 508 3519**  
**E-mail: admin@transplantsports.org.za**

**31<sup>st</sup> October 2019**