



Membership profile 2017

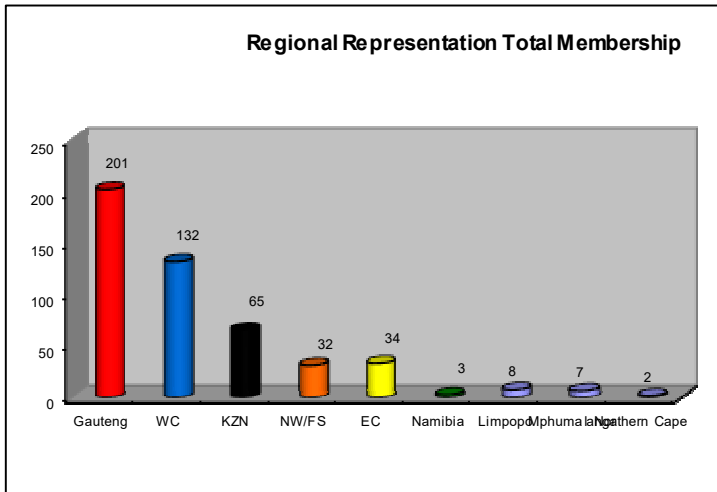
According to our database on 30 September 2017, we had 483 members of which 323 are Full members (transplantees) and 160 are Associate members (family, friends, professional persons). This is an increase of 9 members during the first half of 2017. We are also proud to say that we have 49 life members. These are transplantees who have been members of SATSA for more than 10 consecutive years.

The Male/Female distribution indicates a 58% and 42% representation.

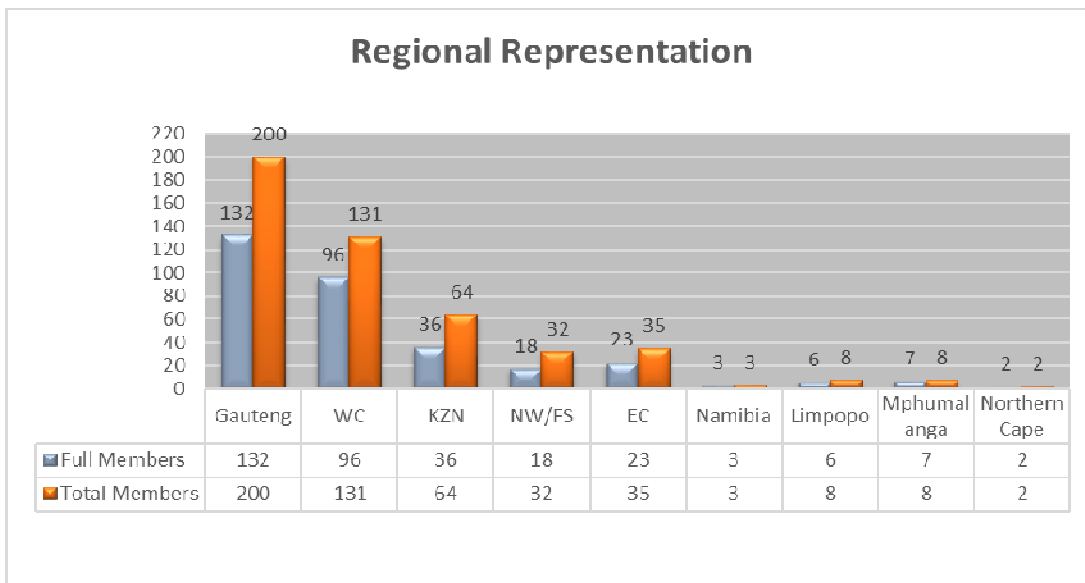
1. Regional representation:

With regard to membership per region, the following needs to be highlighted:

- Gauteng region has still the most members followed by WC

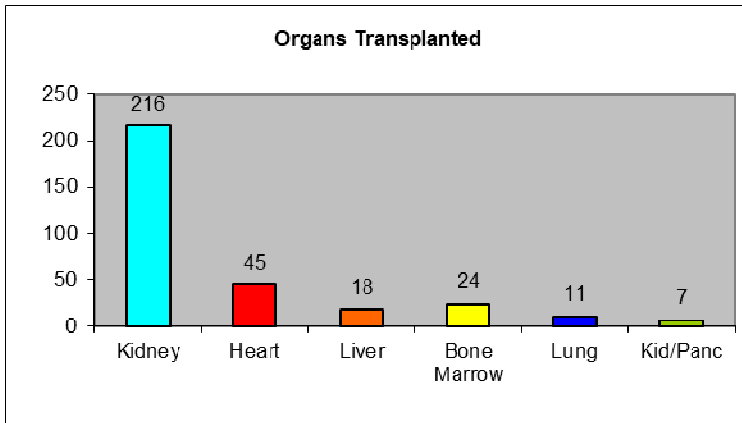


Gauteng: 216 (incl. Limp., Mphu)
 WC: 133 (incl. Ncape)
 KZN: 64
 NW/FS: 32
 EC: 35
 Namibia: 3
Total: 483 (FM & AM)



2. Organs transplanted:

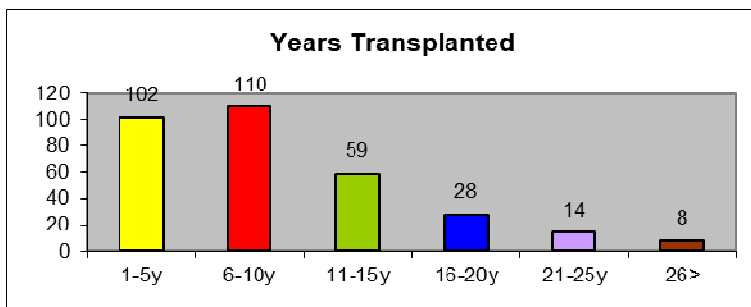
As in previous years, most of our members received kidney transplants with heart transplants in the second place.



Kidney: 216
 Kidney & Pancreas: 7
 Hearts: 45
 Liver: 18
 Lung: 11
 Bone Marrow: 24
Total: 321

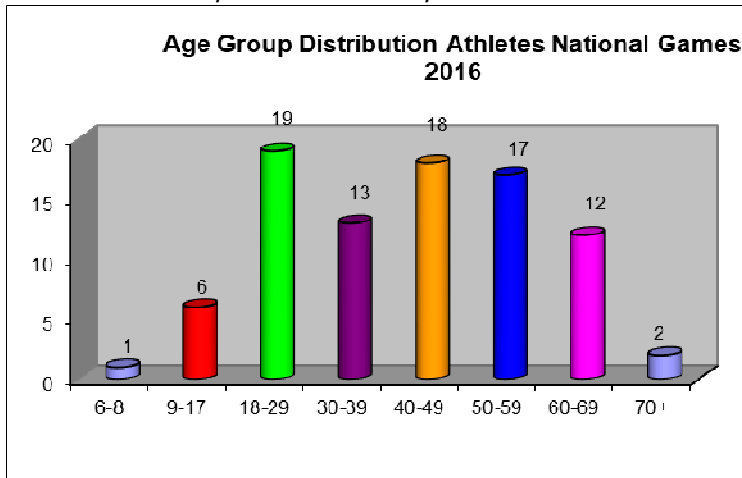
3. Years with successful transplant:

63% of our members had their transplants within the last 10 years while 37% have had their transplants more than 10 years. We have six athletes who had their transplants more than 30 years ago. Abdul Kathrada (38 years), Marianne van der Hoven (35 years), Harold Moore (35 years), Tanya Knell (35 years), Jacques Lambiotte (30 years) and Glen Spolander (30 years)!

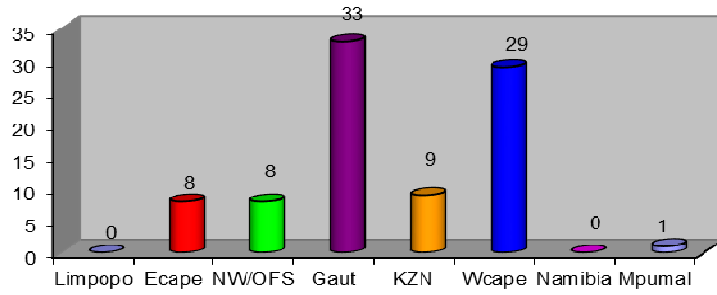


4. Age group distribution:

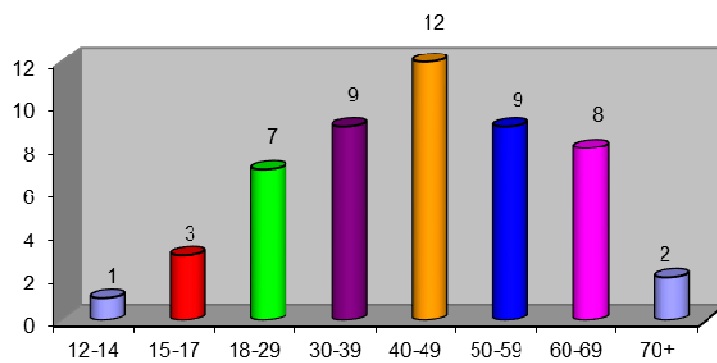
The age group distribution of athletes who participated in the 2016 National Transplant Games, indicate that most of our athletes fall within the 18-29 age group (19%), while 49% of the athletes are older than 40 years. We are very excited that 8% of our athletes are under the age of 18.



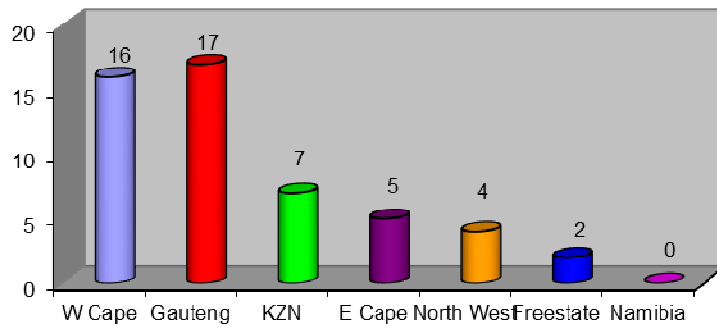
Regional Distribution Athletes National Games 2016

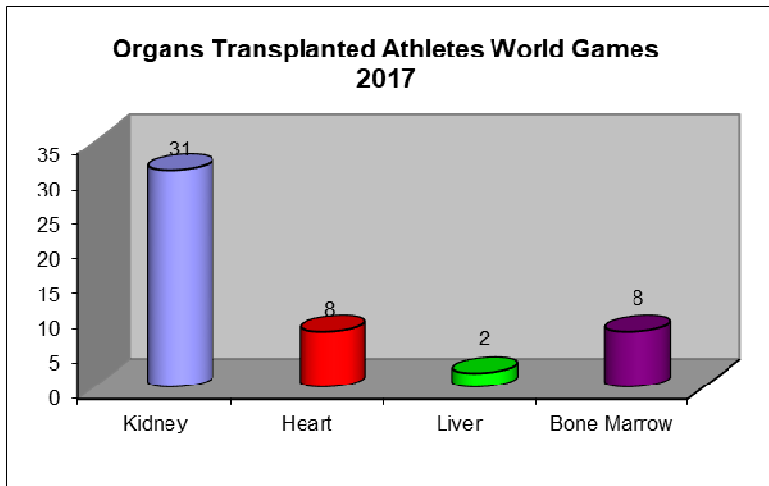


Age Group Distribution Athletes World Games 2017



Regional Distribution Athletes World Games 2017





We have shown some very positive growth over the past few years.

We still have a lot to do and we need to recruit more athletes in all of our regions but we especially need to reach the young transplantees to join us.

We urge members to become part of the **“One-to-One” membership drive**. If each current member could encourage one other transplantee to become a member, we can double our membership and become one of the leading specific target multi-faceted sports organisations in South Africa.

We are proud of our transplanted members especially when we look at the performances of our athletes the past 20 years during World Transplant Games.

WTG		NO. ATHLETES	GOLD	SILVER	BRONZE	TOTAL MEDALS
1995	Manchester	26	7	8	17	32
1997	Sydney	23	5 (**x2)	2	6	13
1999	Budapest	16	8	5	4	17
2001	Kobe	11	1	6	6	13
2003	Nancy *	6	1	2		3
2005	London (CA)	14	6**	4	3	13
2007	Bangkok	22	5**	8	8	21
2009	Gold Coast	40	16	12	12	40
2011	Göteborg	47	17	17	14	48
2013	Durban	81	42**	33	33	108
2015	Mar del Plata	46	41**	24	24	89
2017	Malaga	52	35**	23	18	76

(* = Influenced by SARS virus outbreak. ** = Included World Record/s)

Fourteen South African athletes hold seventeen World Records & eight Junior Records

HERMANN STEYN
EXECUTIVE SECRETARY SATSA
Tel: 021-851 9426 / Cell: 079 508 3519
E-mail: admin@transplantsports.org.za

17th October 2017