

## Membership profile 2015

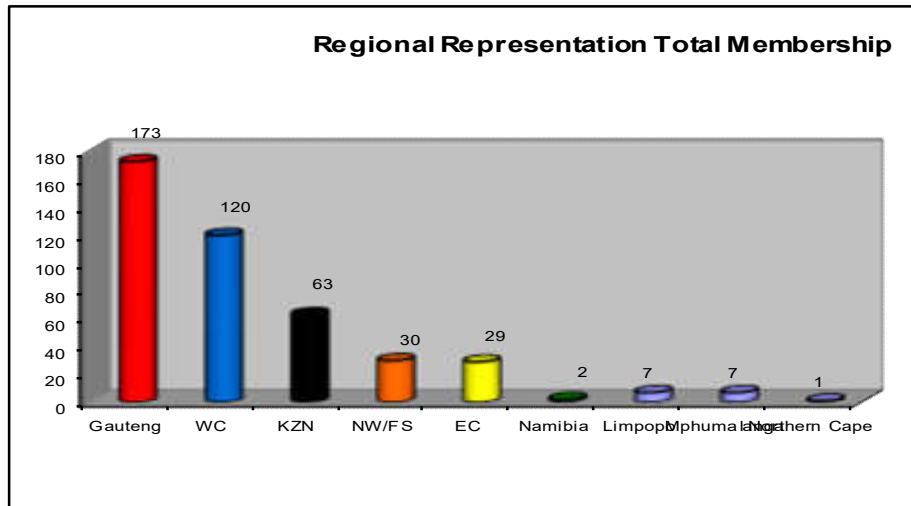
According to our database on 31<sup>st</sup> December 2015, we had 431 members of which 281 are Full members (transplantees) and 149 are Associate members (family, friends, professional persons). This is an increase of 20 members during 2015. We are also proud to say that we have 26 life members. These are transplantees who have been members of SATSA for more than 10 consecutive years.

The Male/Female distribution indicates a 55% and 45% representation.

### 1. Regional representation:

With regard to membership per region, the following needs to be highlighted:

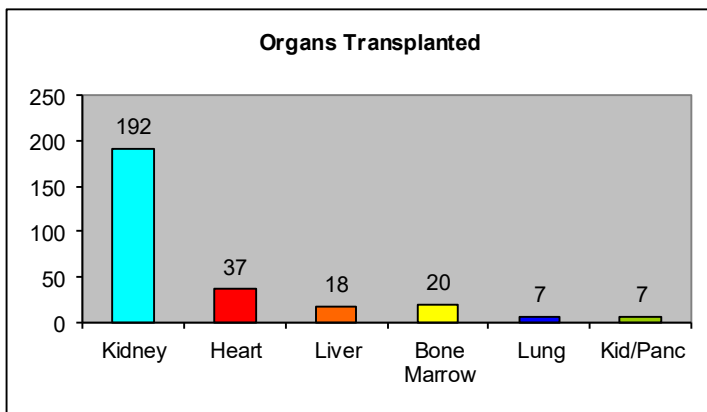
- Gauteng region has still the most members followed by WC
- Eastern Cape had a 40% increase
- The membership numbers of the Western Cape Region increased by 15%;
- KZN Region increased their membership by 10%



Gauteng: 173  
 WC: 120  
 KZN: 63  
 NW/FS: 30  
 EC: 29  
 Namibia: 2  
**Total: 431 (FM & AM)**

### 2. Organs transplanted:

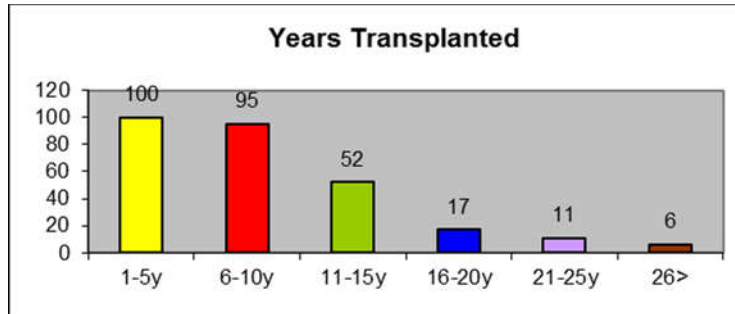
As in previous years, most of our members received kidney transplants with heart transplants in the second place.



Kidney: 192  
 Kidney & Pancreas: 7  
 Hearts: 37  
 Liver: 18  
 Lung: 7  
 Bone Marrow: 20  
**Total: 281**

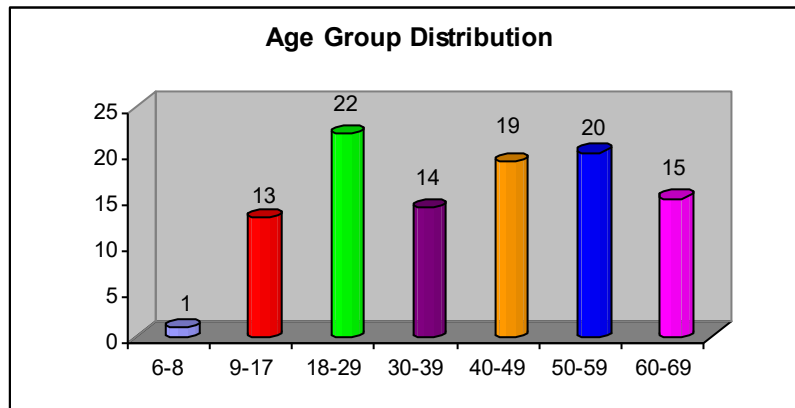
### 3. Years with successful transplant:

One third of our members had their transplants within the last 10 years (35%) while 65% have had their transplants more than 10 years. We have three athletes who had their transplants more than 30 years ago. Abdul Kathrada (36 years), Marianne van der Hoven (33 years) and Harold Moore (33 years)!



### 4. Age group distribution:

The age group distribution of athletes who participated in the 2014 National Transplant Games, indicate that most of our athletes fall within the 18-29 age group (22%), while 52% of the athletes are older than 40 years. We are very excited that 13% of our athletes are under the age of 18 and here we wish to thank the Kidney Beanz Trust for their support and encouragement of these junior athletes.



We have shown some very positive growth over the past few years. There is no doubt that this has a lot to do with the exposure that SATSA received due to the World Transplant Games in Durban in 2013. We continue to receive Membership Applications from many new and enthusiastic members who are active and have shown their abilities at our National Games in October 2014.

We still have a lot to do and we need to recruit more athletes in all of our regions but we especially need to reach the young transplantees to join us.

We urge members to become part of the “One-to-One” membership drive. If each current member could encourage one other transplantee to become a member, we can double our membership and become one of the leading specific target multi-faceted sports organisations in South Africa.

We are proud of our transplanted members especially when we look at the performances of our athletes the past 20 years during World Transplant Games.

WTG		NO. ATHLETES	GOLD	SILVER	BRONZE	TOTAL MEDALS
1995	Manchester	26	7	8	17	32
1997	Sydney	23	5 (**x2)	2	6	13
1999	Budapest	16	8	5	4	17
2001	Kobe	11	1	6	6	13
2003	Nancy *	6	1	2		3
2005	London (CA)	14	6**	4	3	13
2007	Bangkok	22	5**	8	8	21
2009	Gold Coast	40	16	12	12	40
2011	Göteborg	47	17	17	14	48
2013	Durban	81	42**	33	33	108
2015	Mar del Plata	46	41**	24	24	89

(\* = Influenced by SARS virus outbreak. \*\* = Included World Record/s)

***Fourteen South African athletes hold seventeen World Records & eight Junior Records***

**HERMANN STEYN**  
**EXECUTIVE SECRETARY SATSA**  
**Tel: 021-851 9426 / Cell: 079 508 3519**  
**E-mail: admin@transplantsports.org.za**

**31<sup>st</sup> December 2015**